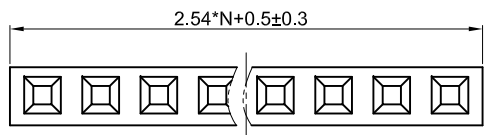


The information provided herein is from CONNFLY Electronic Co., Ltd. and is confidential. Any disclosure to a party other than the recipient is prohibited. The intellectual properties and its rights of CONNFLY Electronic Co., Ltd. are reserved. All rights reserved. No part of this document may be reproduced, stored in a retrieval system, or transmitted in any form or by any means, electronic, mechanical, photocopying, recording, or by any information storage and retrieval system, without the prior written consent from CONNFLY. All intellectual properties provided herein are for reference purposes only and does not constitute authorization of its use in any format or manner. CONNFLY may enforce its intellectual property rights at its own discretion; failures or delays to exercise such rights does not constitute a waiver of such rights.

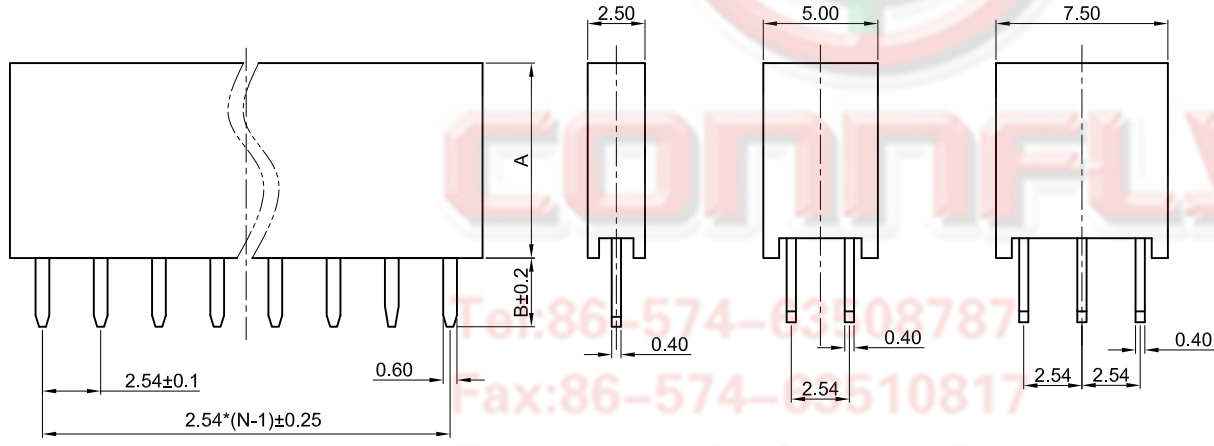
1 2 3 4 5 6 7 8

| REV. | DESCRIPTION | DRAWN | CHECKED | APPROVED |
|------|----------------|---------------|---------------|---------------|
| A | NEW RELEASE | YCH 10/22/09' | | LJC 10/22/09' |
| B | DRAWING UPDATE | JLZ 02/10/15' | HZW 02/10/15' | LJC 02/10/15' |
| C | DRAWING UPDATE | JLZ 12/26/18' | | |

Notes:
 Specifications:
 1. Contact Resistance: 20mΩ Max.
 2. Insulation Resistance: 1000MΩ Min.
 3. Dielectric Withstanding Voltage: 600V AC(rms) For 1 Minute.
 4. Current Rating:3A.
 5. Voltage Rating:250V AC rms.
 6. Temperature: -40°C~+105°C.
 Materials:
 1. Contact Material: Copper Alloy.
 2. Contact Plating: Gold Plating Over Nickel.
 3. Insulator Materials: PBT,Black,UL94-V0.
 Product Number Code:



| DIM A | DIM B |
|-------|-------|
| 8.5 | 3.0 |
| 5.0 | 3.3 |



DS1023- X X X X

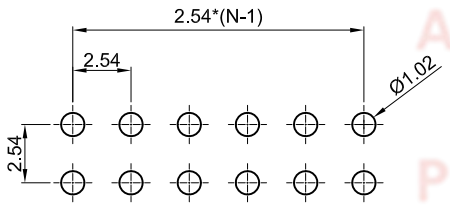
PROFILE HEIGHT(DIM A)
 1: 8.5mm
 2: 5.0mm

CONTACT PLATING
 F1: FULL GOLD FLASH
 2: NICKEL + GOLD FLASH

MOUNTING TYPE
 S: Straight TYPE

No. OF CONTACTS
 1x2-1x40
 2x2-2x40
 3x3-3x40

Single row N=No. OF CONTACTS
 Double row N=No. OF CONTACTS/2
 Triplex row N=No. OF CONTACTS/3



RECOMMEND PCB LAYOUT
 (TOLERANCE=±0.05)

| GENERAL TOLERANCE | | ANGLE TOLERANCE | |
|-------------------|-------|-----------------|-----|
| X. | ±0.60 | X. | ±5° |
| .X | ±0.38 | .X | ±3° |
| .XX | ±0.25 | .XX | ±2° |

| | | | |
|--------------|-----------------|-------|--------|
| DRAWING TYPE | CUSTOMER | | |
| SCALE | 1:1 | SHEET | 1 OF 1 |
| DRAWING NO. | C-DS1023-XXXX-C | | |

| | | | |
|------------|----|--------|----------------------|
| PROJECTION | | TITLE | 2.54mm Female Header |
| UNITS | mm | | V/T Type |
| SHEET SIZE | A4 | SERIES | DS1023 SERIES |

晨翔电子有限公司
CONNFLY CONNFLY ELECTRONIC CO. LTD

1 2 3 4 5 6 7 8